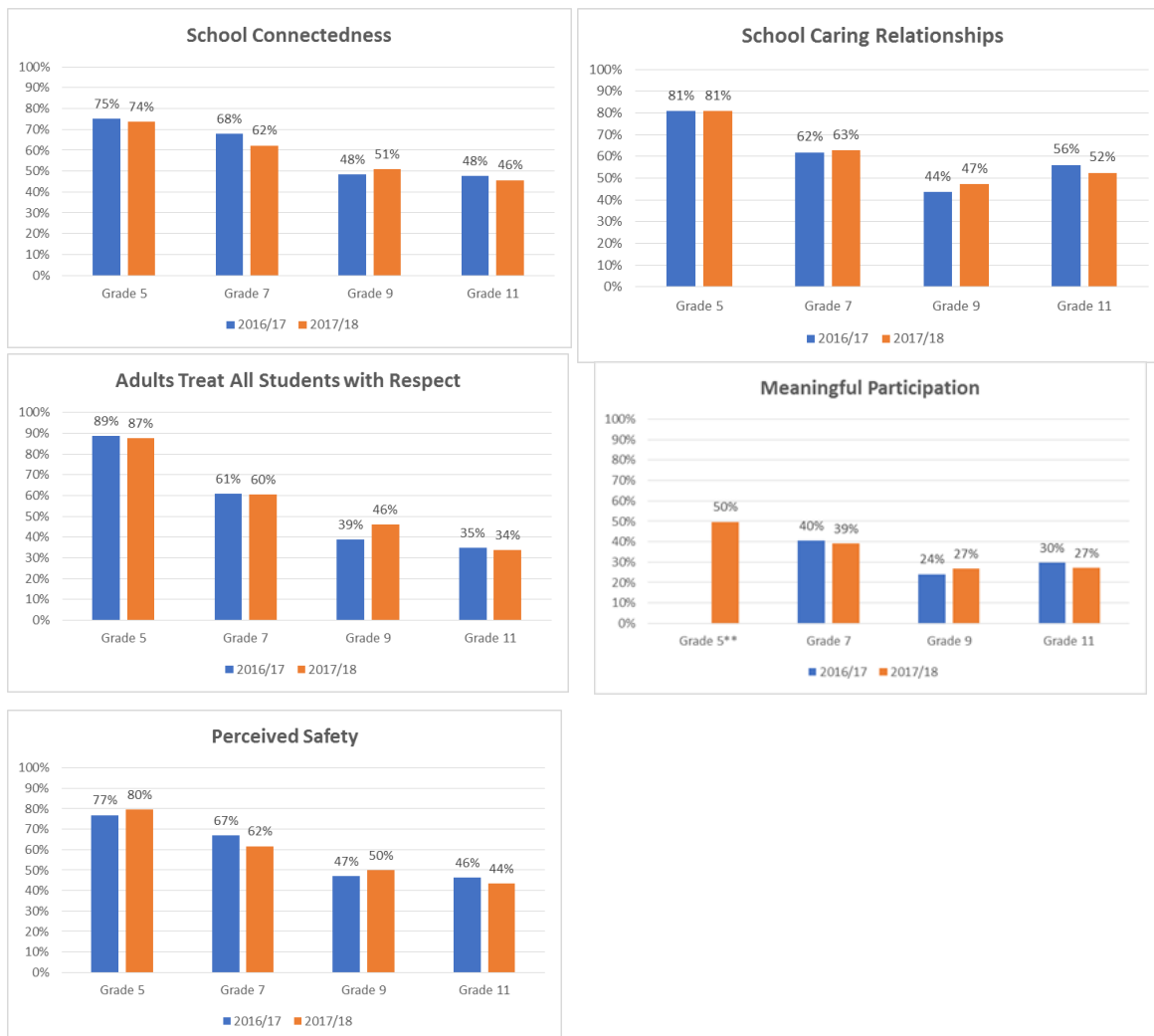


California Healthy Kids Survey 2017 Results Summary

In November-December of 2017 the California Healthy Kids Survey (CHKS), California School Staff Survey (CSSS), and the California School Parent Survey (CSPS) were administered to students, school staff, and parents of Central Unified school district. Student populations that were surveyed were from 5th, 7th, 9th, & 11th grades within the district. Results from the CHKS for the 16/17 year are reported differently from last year's board summary; this is due to a revision to the survey. Results were calculated based upon averages of individual items summarized within indicators. This is also why the 5th grade "Meaningful Participation" measure cannot be compared to last year's results as a new item was introduced.

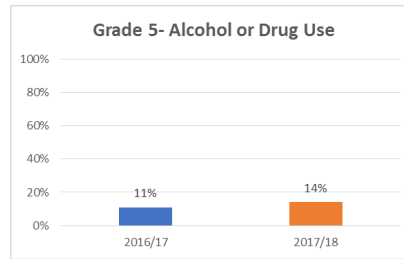
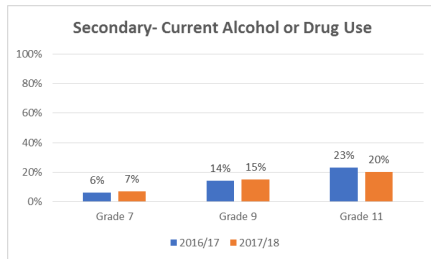
2016 survey of students was n=3,000; goals for 2017/18 administration were to increase survey participation and this was accomplished with a 27% increase, or n=3,807 students.

Interpretation: Results from students are within the graphs below for student responses that were "mostly" or "always" positive ratings; increases were noted across all positive climate indicators for 9th grade students. Slight decreases were noted for both 7th & 11th grade populations sampled. District 5th grade percentages reflected student responses that were rated as highly positive compared to secondary students. Perceived Safety is relatively high 5th & 7th grade students, but lower for High School students surveyed. Meaningful Participation continues to be an area of opportunity in comparison to other indicators.

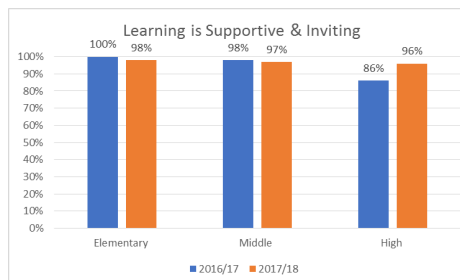
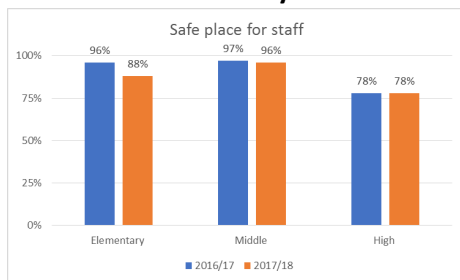


California Healthy Kids Survey 2017 Results Summary

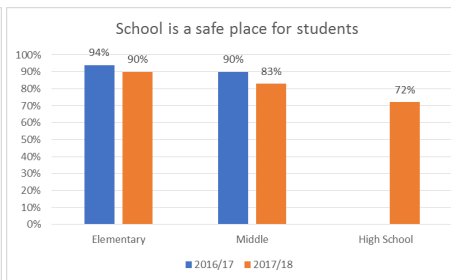
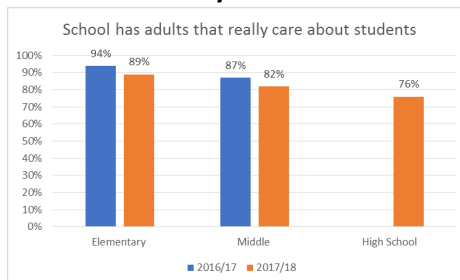
Results for 5th grade students reporting *ever* having experienced Alcohol or Drug use, and Secondary *Current* Alcohol or Drug Use are listed below:



Highlighted School Staff Survey Results:



Highlighted Parent Survey Results*:



Conclusions & Recommendations: Overall results indicated that the majority of students, staff, and parents are feeling safe and see relatively low uses of alcohol and drugs within our schools. An area for focus across schools is engaging students, staff, and families in participating so they feel meaningfully included within the decision-making of our educational partnership. This can be supported by strategically sharing the information from these surveys and integrating this information within school site council and PBIS teams at each school to facilitate staff involvement in identifying areas of opportunity to better serve our students and families' needs. Consideration of a different survey platform for school climate indicators should be explored by the district to increase the usefulness of school-level interpretation of results, ease of administration, and surveys that would have results delivered earlier in the school year.

*High school 2016 data unavailable due to small sample